



TORPEDO MOTOR BOATS




THE torpedo motor boats are one of the newest types of boats added to the United States Navy. They are small, very fast boats - the fastest boats in our Navy, in fact. The torpedo is their main weapon. Their duty is to attack swiftly, discharge their torpedoes, then dash for safety!

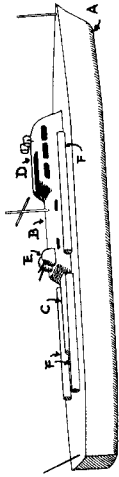
They are about 70 feet long and are driven by three tremendous Parkard, gasoline fueled motors at a speed of 50 knots, which is nearly 60 miles an hour!

They have machine guns and light anti-aircraft guns. The crew consists of only a few men.


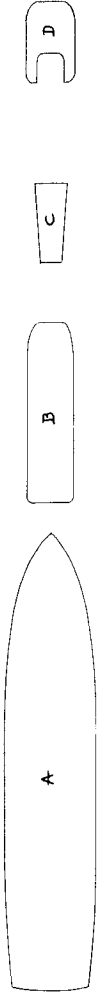
[176]



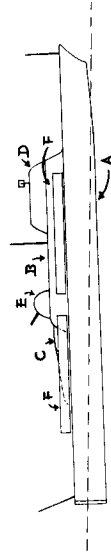
[177]



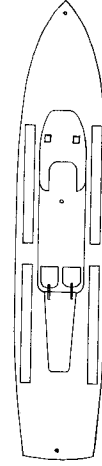
[178]



Motor Torpedo Boat—Perspective and Patterns (Scale 3)



[179]



Motor Torpedo Boat—Plans (Scale 3)

☆☆ BUILDING THE TORPEDO MOTOR BOATS ☆☆

THE model of a torpedo motor boat will be the smallest one in your navy—and, too, about the simplest to build. Although it may be the smallest and last you build, it is very necessary if you wish to have your navy complete.

Make the flat-bottomed hull, pointing the bow and sloping it toward the top. (*Diagram 2*) The stern is square, like those of the cruisers and subchasers. With the sandpaper blocks, finish the shaping. (*Diagram 5*) Cut out the cabins and pilot house, rounding and shaping them also with the sandpaper. The perspective drawing and side view plan will show you the way to shape them. With glue fasten the cabin and pilot house together and attach to the hull.

Make the two gun shields and attach guns made of toothpicks or small brads. Make the searchlights, masts and flagpoles. The torpedo tubes on this boat are made differently from those on the other ships. They are round and made from dowels, and each one is mounted separately. Fasten them to the hull with glue.

Paint your torpedo boat with the same grey as the other ships—battleship grey—and use black for the details, such as the openings in the pilot house, the portholes in the cabin and the numbers on the bow. The gun shields are black, too. Study the photograph for details.

The cabins and pilot house are so far forward on this boat that you may need a little weight on the after part of the bottom of the hull to keep the stern down and the bow up—speedboat fashion.

★★★★★